

EC POWER A/S

SAMSØVEJ 25
 DK- 8382 HINNERUP
 TEL. +45 87 434 100
 WWW.ECPower.EU



XRGI CONTROL PANEL
 XRGI STROMLAUFPLAN

10KW GENERATOR (IQ10)
 17ELD1012

WITH CARLO GAVAZZI PHASE MONITORING
 MIT CARLO GAVAZZI PHASEN MONITORING

DRAWING NO. 55210T03	THIS DRAWING MAY NOT BE COPIED OR DISCLOSED TO A THIRD PARTY WITHOUT OUR PERMISSION		Print date	08-05-2013	XRGI CONTROL PANEL / STEUERSCHRANK	PROJECT	FILENAME:17ELD2012 - 55210T03 - 0kw DE
	EC POWER A/S Samsøvej 25 DK - 8382 Hinnerup						FRONT PAGE / DECKBLATT
				08-05-2013			
			OPR.	KE/HRS	04.05.2013		PAGE:0

TABLE OF CONTENTS / INHALTSVERZEICHNIS

DRAWING NO. ZEICHNUNG NR.	PAGE SEITE	FUNCTION TEXT BEZEICHNUNG	CONST. KONSTR.	DRAWING DATE ZEICHNUNGSDATUM	REV. REV.	REV. DATE REV. DATUM
55210T03	IND(1.A)	REVISIONS LIST /REVISIONSLISTE				16-04-2013
	1	TECHNICAL DATA / TECHNISCHE DATEN				03-05-2013
	2	MOUNTING PLATE & FRONT LAYOUT / ANSICHT & AUFBAU				07-05-2013
	3	DOOR BACK SIDE LAYOUT / RÜCKSEITE SCHALTSCHRANKTÜRE	JHS	11-08-2008		05-05-2013
	4	MAIN SUPPLY / EINSPEISUNG	CL	07.05.2013		11-12-2012
	5	GENERATOR / GENERATOR	JHS	11-08-2008		04-05-2013
	6	PHASE MONITORING/ PHASEN MONITORING	JHS	11-08-2008		04-05-2013
	7	POWER SUPPLY CONTROL CIRCUIT/ STROMVERSORGUNG STEUERUNG	JHS	11-08-2008		04-05-2013
	8	POWER SUPPLY / STROMVERSORGUNG	JHS	11-08-2008		05-05-2013
	9	MOTHERBOARD Y4-12 INPUT / EINGÄNGE	JHS	11-08-2008		04-05-2013
	10	MOTHERBOARD Y13-21 INPUT / EINGÄNGE	JHS	11-08-2008		04-05-2013
	11	MOTHERBOARD Y22-30 INPUT / EINGÄNGE	JHS	11-08-2008		04-05-2013
	12	MOTHERBOARD Z1-8 OUTPUT / AUSGÄNGE	JHS	11-08-2008		04-05-2013
	13	MOTHERBOARD Z9-16 OUTPUT / AUSGÄNGE	JHS	11-08-2008		04-05-2013
	14	MOTHERBOARD Z17-24 OUTPUT / AUSGÄNGE	JHS	11-08-2008		04-05-2013
	15	MOTHERBOARD Z25-30 OUTPUT / AUSGÄNGE	JHS	11-08-2008		04-05-2013
	16	TERMINAL ROW X2 / KLEMMENREIHE X2	JHS	11-08-2008		04-05-2013
	17	TERMINAL ROW X5 / KLEMMENREIHE X5	JHS	11-08-2008		04-05-2013
	18	TERMINAL ROW X6 / KLEMMENREIHE X6	JHS	07-04-2011		04-05-2013
	19	TERMINAL ROW X7 / KLEMMENREIHE X7	JHS	11-08-2008		04-05-2013
	20	TERMINAL ROW X9 / KLEMMENREIHE X9	JHS	15-09-2010		04-05-2013
	21	ALARM CONNECTIONS / ALARM AUSGÄNGE	JHS	11-08-2008		04-05-2013
22	COMPONENTS LIST / STÜCKLISTE	JHS	11-08-2008		04-05-2013	

ELECTRIC DATA / ELEKTRISCHE DATEN

POWER SUPPLY / STROMVERSORGUNG : 3X400VAC+N+PE
 FREQUENCY / NETZFREQUENZ : 50 Hz
 CONTROL VOLTAGE / STEUERSPANNUNG : 24VDC
 MAX. SWITCHBOARD LOAD / MAX. SCHALTSCHRANKBELASTUNG : 40 A
 SUPPLY LINE FUSE / VORSICHERUNG : MAX 32A gL
 SYSTEM EARTHING / NETZSYSTEM : TN-S/TT
 MAX. SWITCHBOARD TEMP. / MAX. SCHALTSCHRANKTEMP. : 40° C
 GRADE OF PROTECTION / SCHUTZART : IP54
 YEAR OF CONSTRUCTION / BAUJAHR : 2012
 NORM / NORM : EN60439-1 / EN60204-1

WIRE COLOUR CODE / ADERNFARBEN

POWER CIRCUITS / HAUPTSTROMKREIS : BLACK / SCHWARZ
 NEUTRAL / NEUTRALLEITER : LIGHT BLUE / HELLBLAU
 PROTECTIVE EARTH / SCHUTZLEITER : GREEN/YELLOW / GELB/GRÜN
 INTERLOCKING AC/DC CIRCUITS AND EXTERNALLY SUPPLIED CIRCUITS / VERRIEGELNDE AC/DC SCHALTUNGEN UND EXTERNE SCHALTUNGEN : ORANGE / ORANGE
 CONTROL CIRCUITS ABOVE 50 V / STEUERSTROMKREISE ÜBER 50 V
 PHASE AC / PHASE AC : BLACK / SCHWARZ
 NEUTRAL AC / NEUTRALLEITER AC : LIGHT BLUE / HELLBLAU
 CONTROL CIRCUITS BELOW 50 V / STEUERSTROMKREISE UNTER 50 V
 PHASE AC / PHASE AC : RED / ROT
 NEUTRAL AC / NEUTRALLEITER AC : GREY / GRAU
 DC+ / DC+ : DARK BLUE / DUNKELBLAU
 0V DC / 0VDC : WHITE / WEIß

WARNING

WHEN DISCONNECTING THE CONTROL PANEL MAIN SWITCH, ITS INPUT-TERMINALS ARE STILL SUPPLIED
 THE CONTROL PANEL IS TO BE OPENED BY AUTORIZED PERSONAL ONLY

ACHTUNG

AUCH BEI AUSGESCHALTETEM HAUPTSCHALTER SIND DIE EINGEBAUTEN GERÄTE NOCH UNTER SPANNUNG
 DER SCHALTSCHRANK DARF NUR VON AUTORISIERTEN PERSONEN GEÖFFNET WERDEN

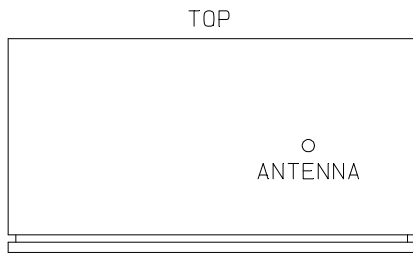
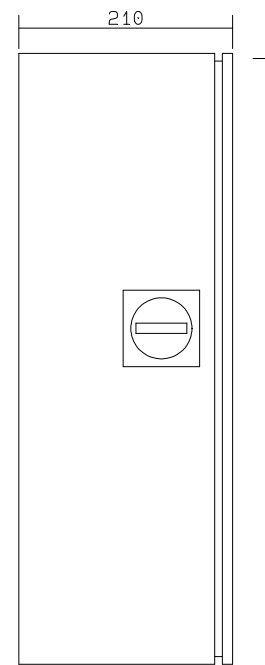
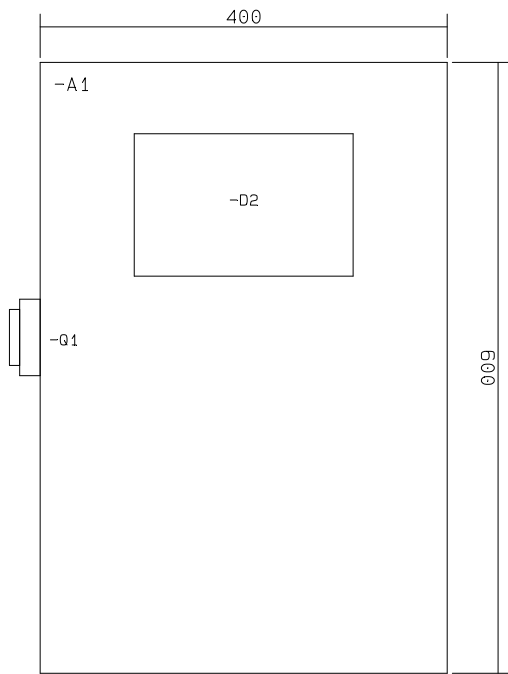
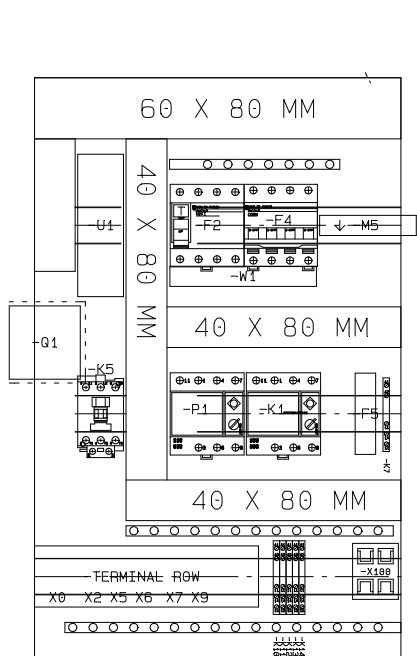
FUSES / SICHERUNGEN

FUSES: THE COMPLETE CURRENT ΣAMP FOR ALL OUTPUTS ARE LIMITED TO 1 AMP.
 SICHERUNGEN: DER GESAMTE SUMMENSTROM ΣAMP FÜR ALLE AUSGÄNGE IST AUF 1 AMP. BEGRENZT

COMP. NO BEZEICHNUNG	FUNCTION / FUNKTION	TYPE / TYP
F1	24VDC INTERNAL FOR DISPLAY CARD (-D2) 24VDC INTERN FÜR DISPLAYKARTE (-D2)	1, 6A
F2	24VDC INTERNAL FOR MOTHERBOARD (-D1) 24VDC INTERN FÜR MOTHERBOARD (-D1)	2, 0A
F3	5VDC INTERNAL FOR DISPLAY CARD (-D2) 5VDC INTERN FÜR DISPLAYKARTE (-D2)	2, 0A
F4	5VDC INTERNAL FOR MOTHERBOARD (-D1) 5VDC INTERN FÜR MOTHERBOARD (-D1)	1, 6A

COLOUR CODE ACCORDING TO IEC 757 / FARBCODE ENTSPRECHEND IEC 757

WIRE COLOUR / KABEL FARBE	CODE / CODE	WIRE COLOUR / KABEL FARBE	CODE / CODE
BLACK / SCHWARZ	BK	VIOLET / VIOLET	VT
BROWN / BRAUN	BN	GREY / GRAU	GY
RED / ROT	RD	WHITE / WEIß	WH
ORANGE / ORANGE	OG	PINK / PINK	PK
YELLOW / GELB	YE	GOLD / GOLD	GD
GREEN / GRÜN	GN	TURQUISE / TÜRKIS	TQ
BLUE / BLAU	BU	SILVER / SILBER	SR
GREEN-YELLOW / GELB GRÜN	GNYE		



DRAW. NO.
53210T03

THIS DRAWING MAY NOT BE COPIED OR DISCLOSED TO A THIRD PARTY WITHOUT OUR PERMISSION.

EC POWER A/S
Samsøvej 25
DK - 8382 Hinnerup

Print date	08-05-2013
	08-05-2013
OPR. KE/HRS	04.05.2013

XRGI CONTROL PANEL / STEUERSCHRANK
MOUNTING PLATE & FRONT LAYOUT /
ANSICHT & AUFBAU

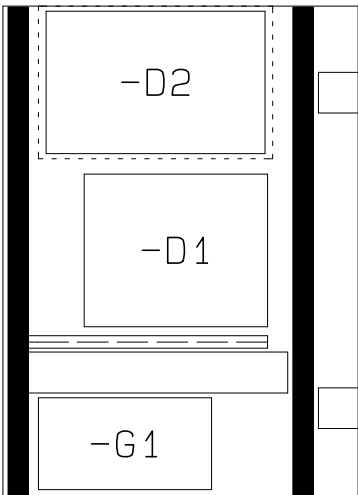
PROJECT

FILENAME:17ELD2012 - 55210T03 - 0kw DE

DRAWING NO.

55210T03

PAGE:2



DRAW. NO.
55210T03

THIS DRAWING MAY NOT BE COPIED OR DISCLOSED TO A THIRD PARTY WITHOUT OUR PERMISSION

EC POWER A/S
Samsøvej 25
DK - 8382 Hinnerup

Print date	08-05-2013
JHS	05-05-2013
OPR. KE/HRS	04.05.2013

XRGI CONTROL PANEL / STEUERSCHRANK
DOOR BACK SIDE LAYOUT /
RÜCKSEITE SCHALTSCHRANKTÜRE

PROJECT

FILENAME:17ELD2012 - 55210T03 - 0kw DE

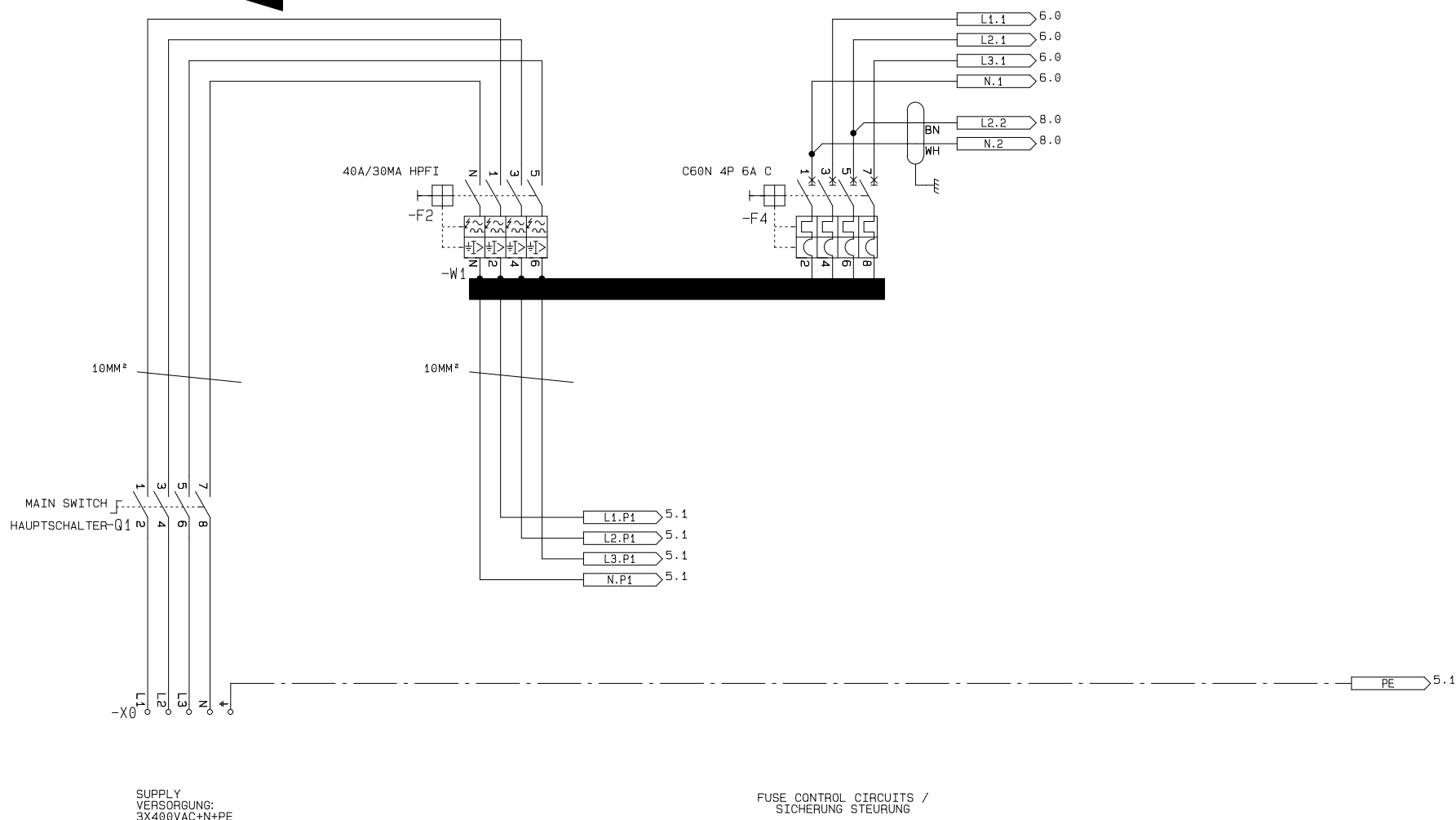
DRAWING NO.

55210T03

PAGE:3

4.0 4.1 4.2 4.3 4.4 4.5 4.6 4.7 4.8 4.9

POWER DIRECTION LOADED GENERATOR / LEISTUNGSRICHTUNG DES GENERATORBETRIEBES



0 1 2 3 4 5 6 7 8 9

DRAW. NO.
53210T03

THIS DRAWING MAY NOT BE COPIED OR DISCLOSED TO A THIRD PARTY WITHOUT OUR PERMISSION.

EC POWER A/S
Samsøvej 25
DK - 8382 Hinnerup

Print date	08-05-2013
CL	11-12-2012
OPR. KE/HRS	04.05.2013

XRGI CONTROL PANEL / STEUERSCHRANK

MAIN SUPPLY / EINSPEISUNG

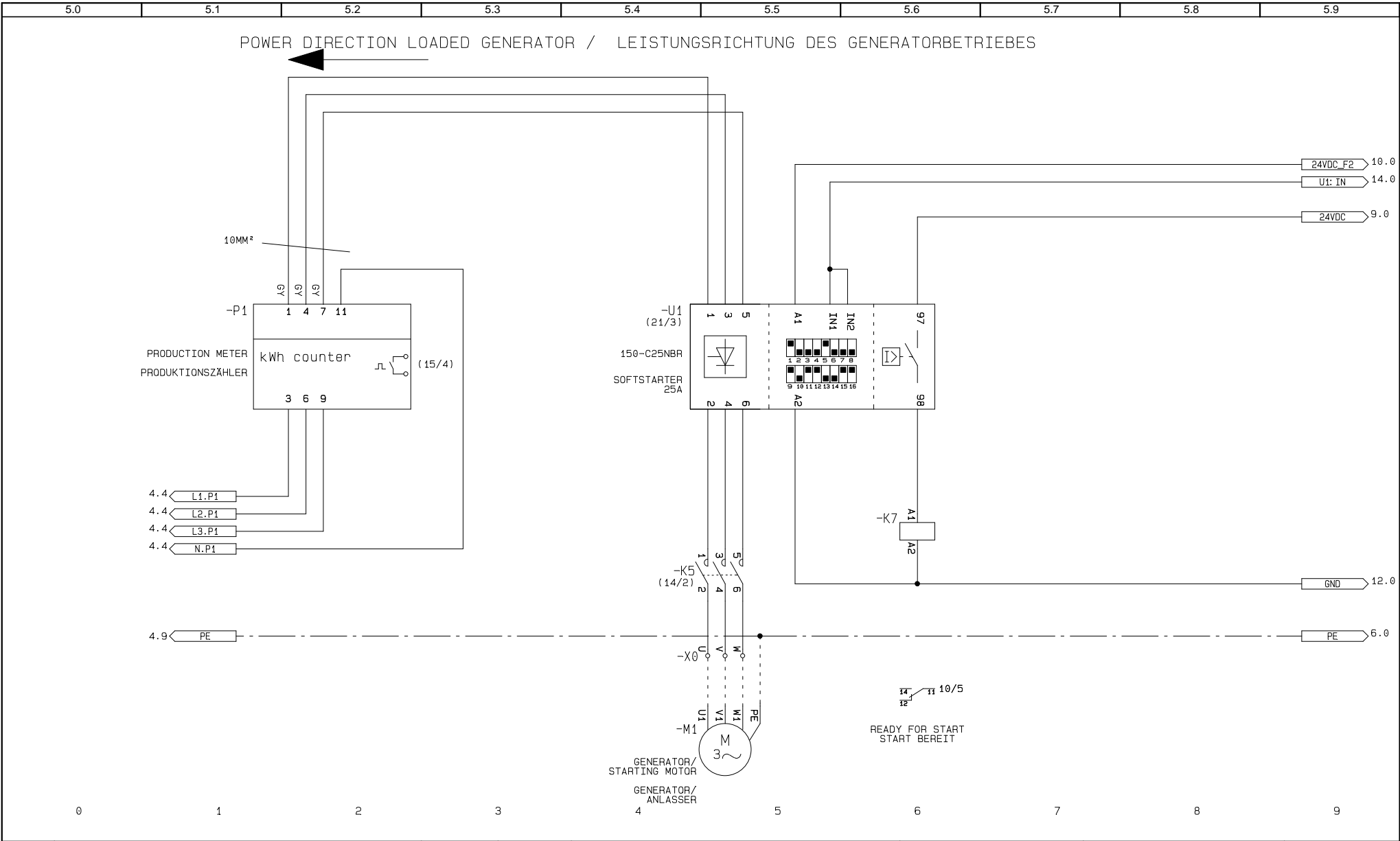
PROJECT

FILENAME:17ELD2012 - 55210T03 - 0kw DE

DRAWING NO.

55210T03

PAGE:4



DRAW. NO.
53210T03

THIS DRAWING MAY NOT BE COPIED OR DISCLOSED TO A THIRD PARTY WITHOUT OUR PERMISSION.

EC POWER A/S
Samsøvej 25
DK - 8382 Hinnerup

Print date	08-05-2013
JHS	04-05-2013
OPR. KE/HRS	04.05.2013

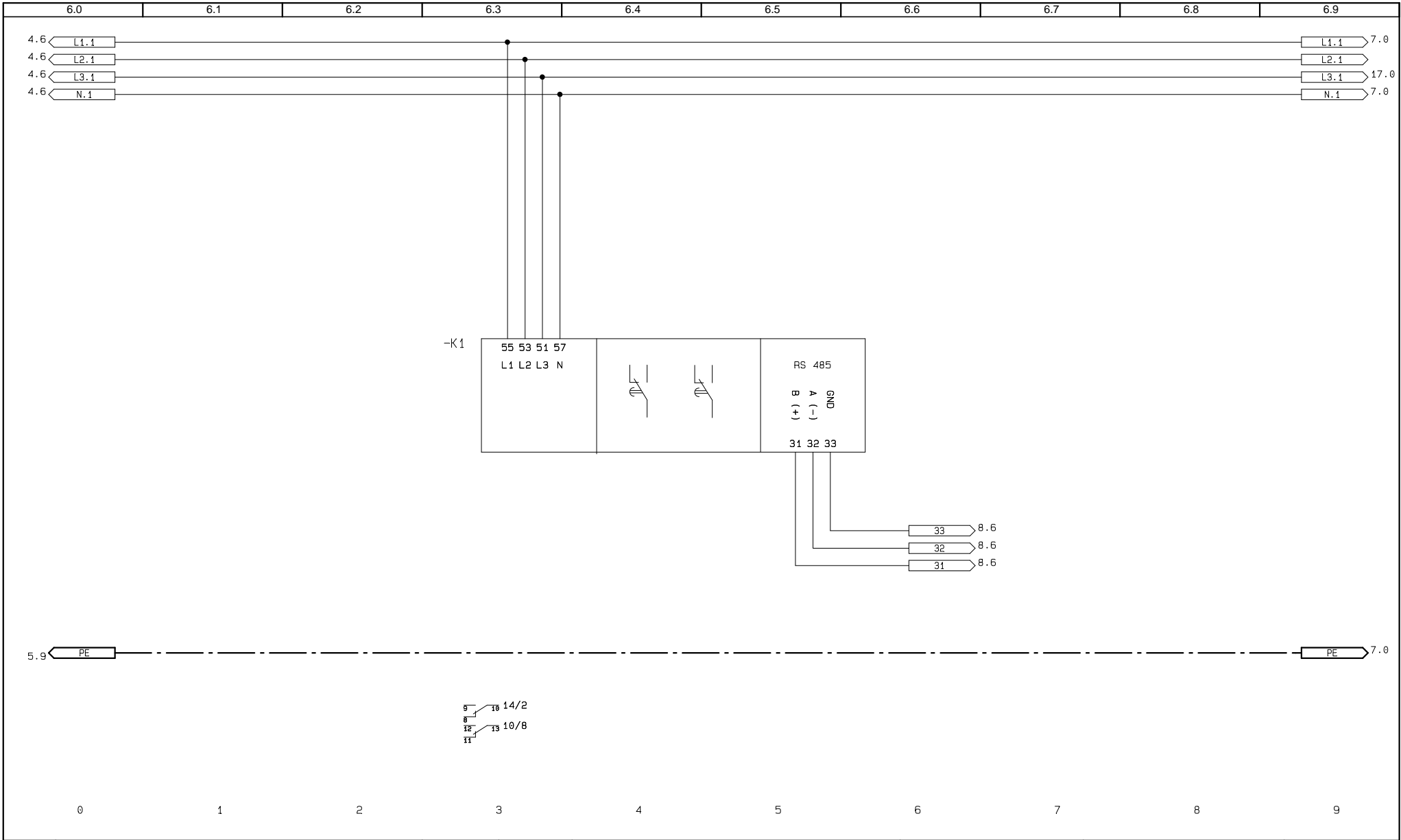
XRGI CONTROL PANEL / STEUERSCHRANK

**GENERATOR /
GENERATOR**

PROJECT

FILENAME:17ELD2012 - 55210T03 -
DRAWING NO.
55210T03

0kw DE
PAGE:5



DRAW. NO.
53210103

THIS DRAWING MAY NOT BE COPIED OR DISCLOSED TO A THIRD PARTY WITHOUT OUR PERMISSION.

EC POWER A/S
Samsøvej 25
DK - 8382 Hinnerup

Print date	08-05-2013
JHS	04-05-2013
OPR. KE/HRS	04.05.2013

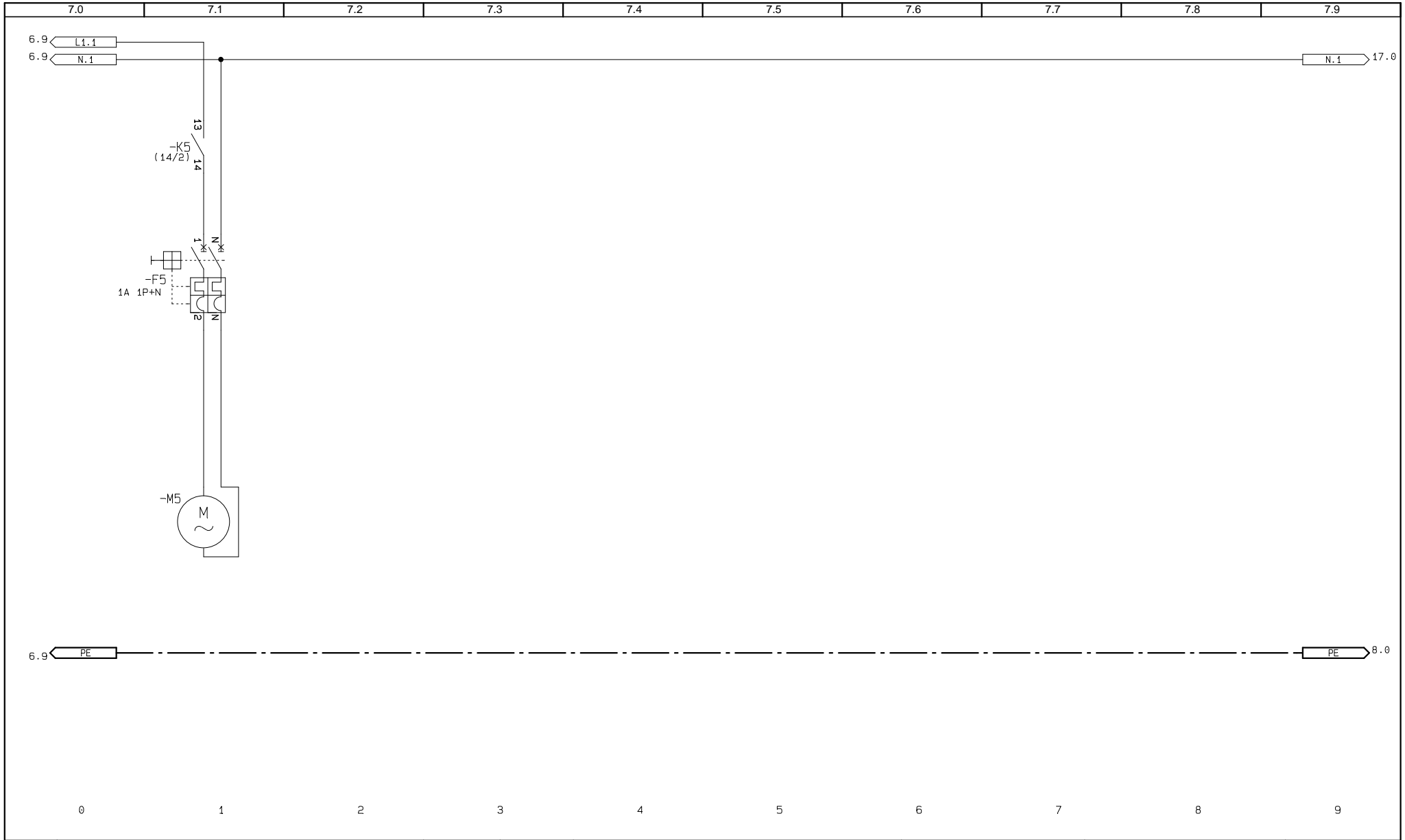
XRGI CONTROL PANEL / STEUERSCHRANK

PHASE MONITORING/
PHASEN MONITORING

PROJECT

FILENAME:17ELD2012 - 55210T03 -
DRAWING NO.
55210T03

0kw DE
PAGE:6



DRAW. NO.
53210103

THIS DRAWING MAY NOT BE COPIED OR DISCLOSED TO A THIRD PARTY WITHOUT OUR PERMISSION.

EC POWER A/S
Samsøvej 25
DK - 8382 Hinnerup

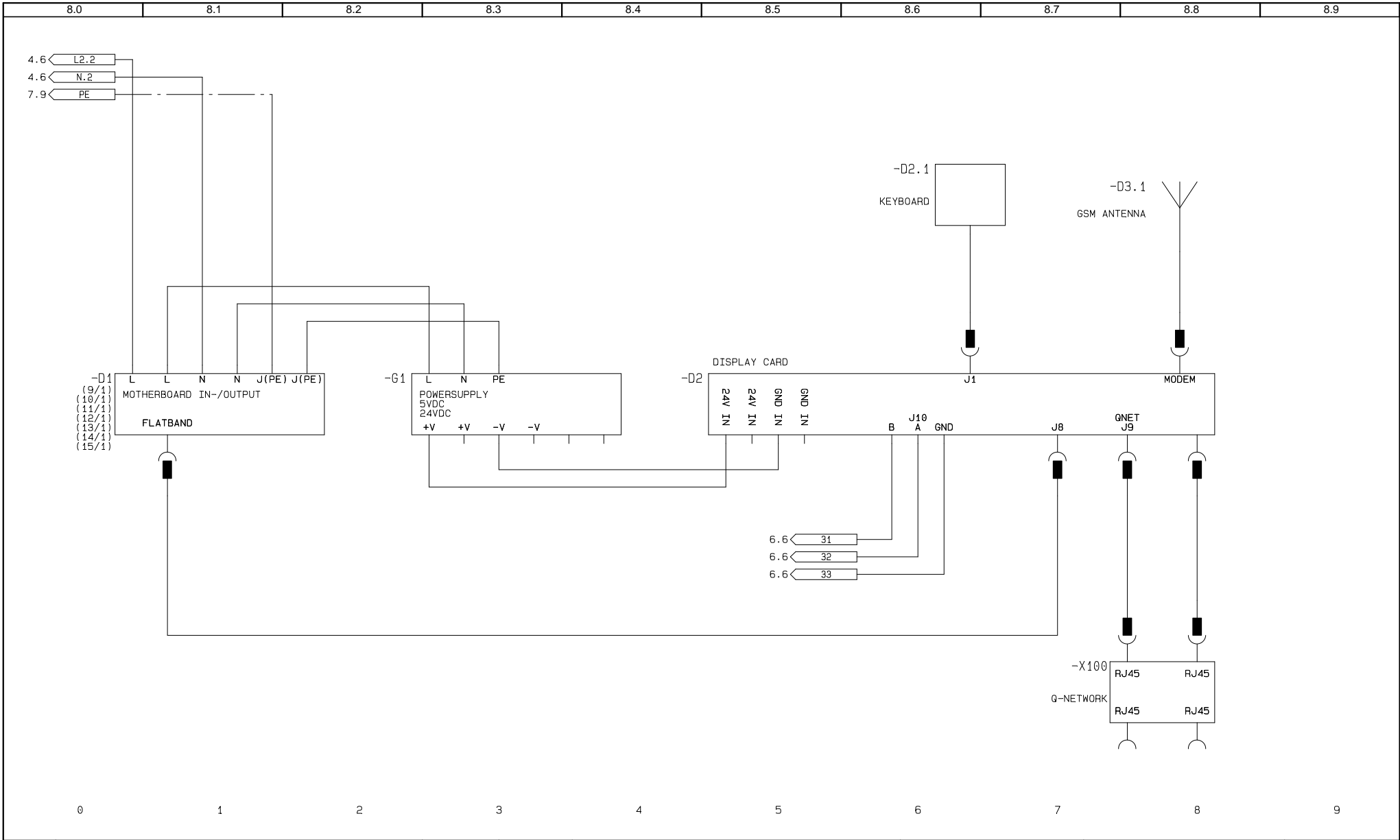
Print date	08-05-2013
JHS	04-05-2013
OPR. KE/HRS	04.05.2013

XRGI CONTROL PANEL / STEUERSCHRANK
**POWER SUPPLY CONTROL CIRCUIT/
STROMVERSORGUNG STEUERUNG**

PROJECT

FILENAME:17ELD2012 - 55210T03 -
DRAWING NO.
55210T03

0kw DE
PAGE:7



DRAW. NO.
53210T03

THIS DRAWING MAY NOT BE COPIED OR DISCLOSED TO A THIRD PARTY WITHOUT OUR PERMISSION.

EC POWER A/S
Samsøvej 25
DK - 8382 Hinnerup

Print date	08-05-2013
JHS	05-05-2013
OPR. KE/HRS	04.05.2013

XRGI CONTROL PANEL / STEUERSCHRANK
POWER SUPPLY / STROMVERSORGUNG


PROJECT

FILENAME:17ELD2012 - 55210T03 - 0kw DE

DRAWING NO.

55210T03

PAGE:8



DRAW. NO.
53210T03

THIS DRAWING MAY NOT BE COPIED OR DISCLOSED TO A THIRD PARTY WITHOUT OUR PERMISSION.
EC POWER A/S
 Samsøvej 25
 DK - 8382 Hinnerup


Print date	08-05-2013
JHS	04-05-2013
OPR. KE/HRS	04.05.2013

XRGI CONTROL PANEL / STEUERSCHRANK
 MOTHERBOARD Y4-12
 INPUT / EINGÄNGE

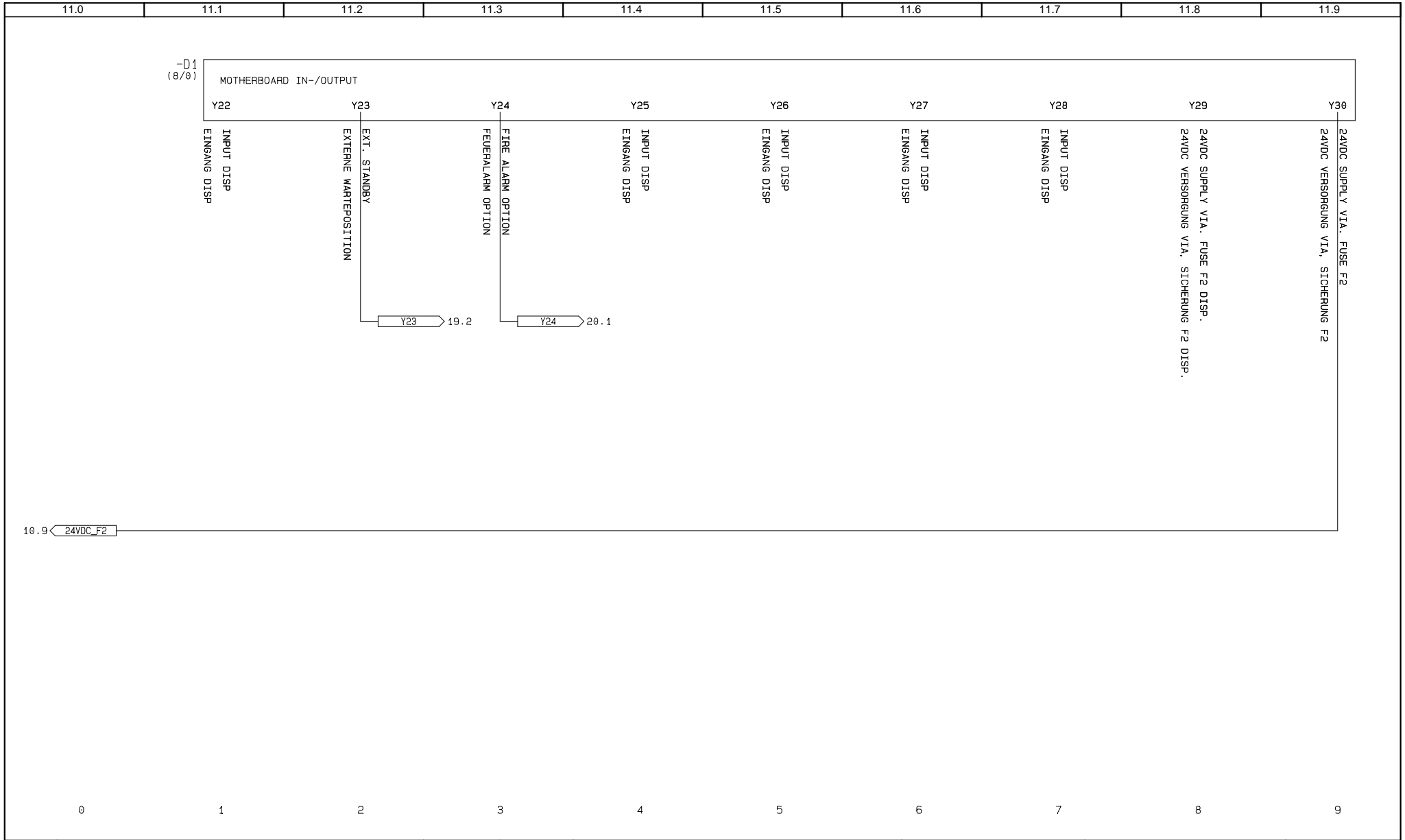
PROJECT


FILENAME:17ELD2012 - 55210T03 -
 DRAWING NO.
55210T03

0kw DE
 PAGE:9



DRAW. NO. 53210103	THIS DRAWING MAY NOT BE COPIED OR DISCLOSED TO A THIRD PARTY WITHOUT OUR PERMISSION.		Print date	08-05-2013	XRG I CONTROL PANEL / STEUERSCHRANK MOTHERBOARD Y13-21 INPUT / EINGÄNGE	PROJECT	FILENAME:17ELD2012 - 55210T03 -	0kw DE	
	EC POWER A/S Samsøvej 25 DK - 8382 Hinnerup						DRAWING NO.	55210T03	
			JHS	04-05-2013					
			OPR. KE/HRS	04.05.2013					PAGE:10





DRAW. NO.
53210T03

THIS DRAWING MAY NOT BE COPIED OR DISCLOSED TO A THIRD PARTY WITHOUT OUR PERMISSION.

EC POWER A/S
Samsøvej 25
DK - 8382 Hinnerup

Print date	08-05-2013
JHS	04-05-2013
OPR. KE/HRS	04.05.2013

XRGI CONTROL PANEL / STEUERSCHRANK

MOTHERBOARD Z1-8
OUTPUT / AUSGÄNGE

PROJECT

FILENAME:17ELD2012 - 55210T03 -
DRAWING NO.
55210T03

0kw DE

PAGE:12

13.0 13.1 13.2 13.3 13.4 13.5 13.6 13.7 13.8 13.9

-01
(8/0)

MOTHERBOARD IN-/OUTPUT

Z9	Z10	Z11	Z12	Z13	Z14	Z15	Z16
OUTPUT DISP AUSGANG DISP	OUTPUT DISP AUSGANG DISP	OUTPUT DISP AUSGANG DISP	OUTPUT DISP AUSGANG DISP	OUTPUT DISP AUSGANG DISP	OUTPUT DISP AUSGANG DISP	START LUBRICATION PUMP START DL SCHMIERPUMPE	OUTPUT DISP AUSGANG DISP

DIESEL ONLY
NUR DIESEL

0 1 2 3 4 5 6 7 8 9

DRAW. NO.
53210103

THIS DRAWING MAY NOT BE COPIED OR DISCLOSED TO A THIRD PARTY WITHOUT OUR PERMISSION

EC POWER A/S
Samsøvej 25
DK - 8382 Hinnerup

Print date	08-05-2013
JHS	04-05-2013
OPR. KE/HRS	04.05.2013

XRGI CONTROL PANEL / STEUERSCHRANK

MOTHERBOARD Z9-16
OUTPUT / AUSGÄNGE

PROJECT

FILENAME:17ELD2012 - 55210T03 - 0kw DE

DRAWING NO.

55210T03

PAGE:13



DRAW. NO.
53210T03

THIS DRAWING MAY NOT BE COPIED OR DISCLOSED TO A THIRD PARTY WITHOUT OUR PERMISSION.
EC POWER A/S
 Samsøvej 25
 DK - 8382 Hinnerup

Print date	08-05-2013
JHS	04-05-2013
OPR. KE/HRS	04.05.2013

XRGI CONTROL PANEL / STEUERSCHRANK
 MOTHERBOARD Z17-24
 OUTPUT / AUSGÄNGE

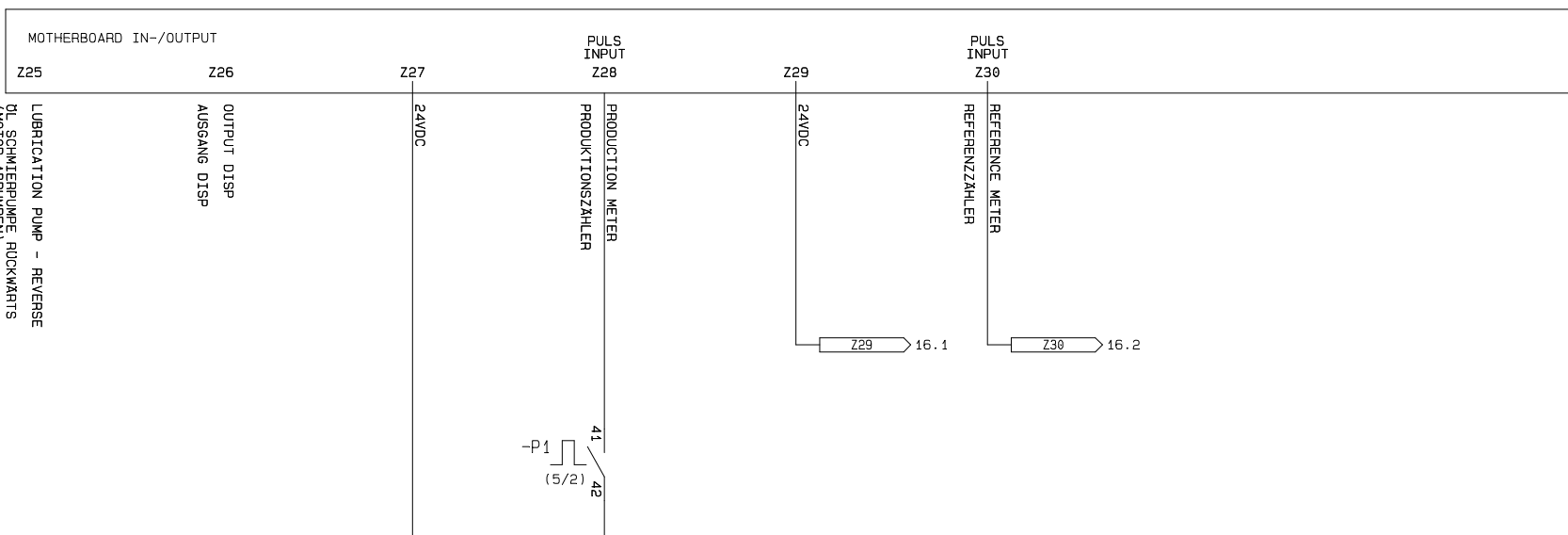
PROJECT

FILENAME:17ELD2012 - 55210T03 -
 DRAWING NO.
55210T03

0kw DE
 PAGE:14

15.0 15.1 15.2 15.3 15.4 15.5 15.6 15.7 15.8 15.9

-01
(8/0)



DIESEL ONLY
NUR DIESEL

PRODUCTION METER
PRODUKTIONSZÄHLER

0 1 2 3 4 5 6 7 8 9

DRAW. NO.
53210T03

THIS DRAWING MAY NOT BE COPIED OR DISCLOSED TO A THIRD PARTY WITHOUT OUR PERMISSION.

EC POWER A/S
Samsøvej 25
DK - 8382 Hinnerup

Print date	08-05-2013
JHS	04-05-2013
OPR. KE/HRS	04.05.2013

XRGI CONTROL PANEL / STEUERSCHRANK

MOTHERBOARD Z25-30
OUTPUT / AUSGÄNGE

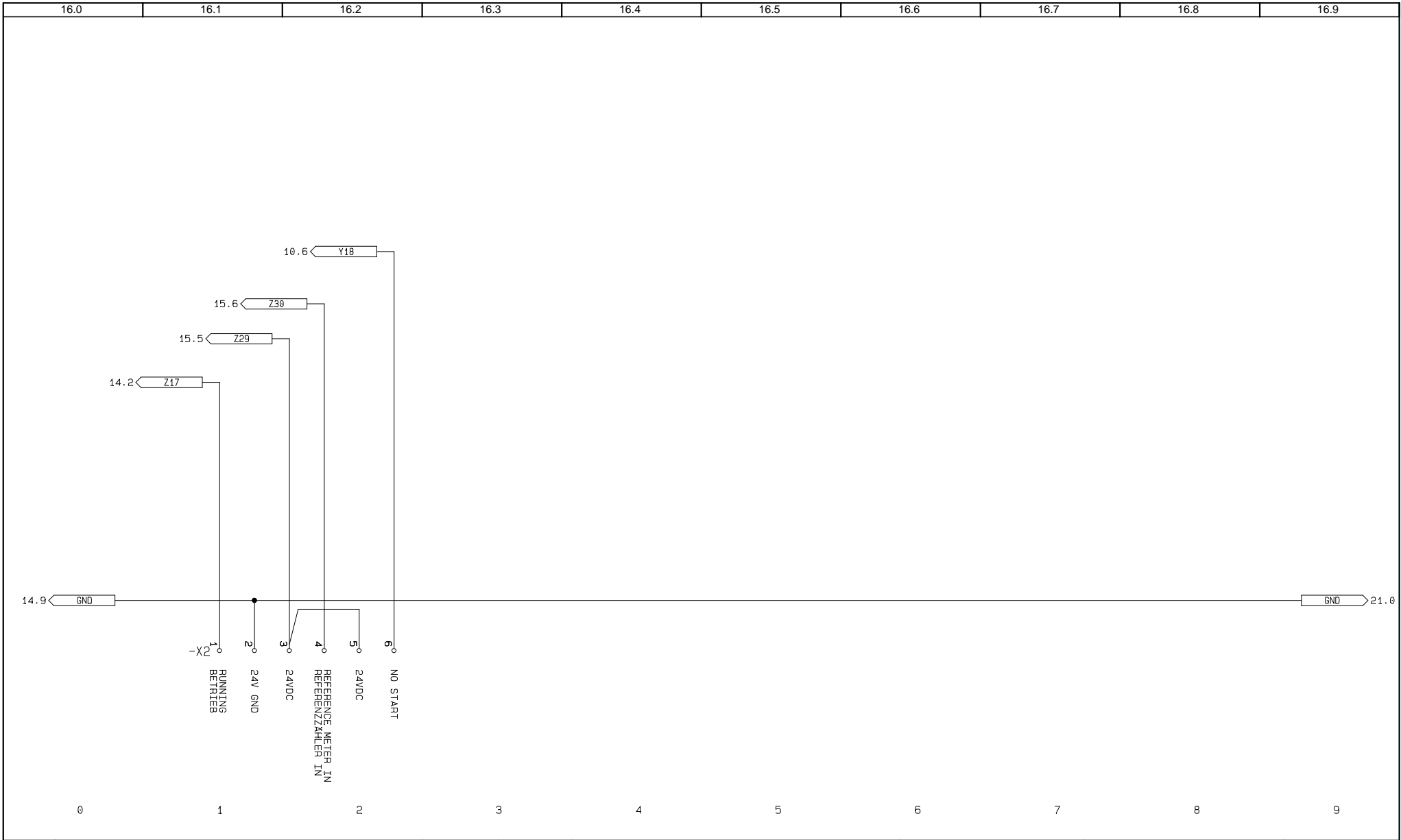
PROJECT

FILENAME:17ELD2012 - 55210T03 - 0kw DE

DRAWING NO.

55210T03

PAGE:15



DRAW. NO.
53210103

THIS DRAWING MAY NOT BE COPIED OR DISCLOSED TO A THIRD PARTY WITHOUT OUR PERMISSION

EC POWER A/S
Samsøvej 25
DK - 8382 Hinnerup

Print date	08-05-2013
JHS	04-05-2013
OPR. KE/HRS	04.05.2013

XRGI CONTROL PANEL / STEUERSCHRANK

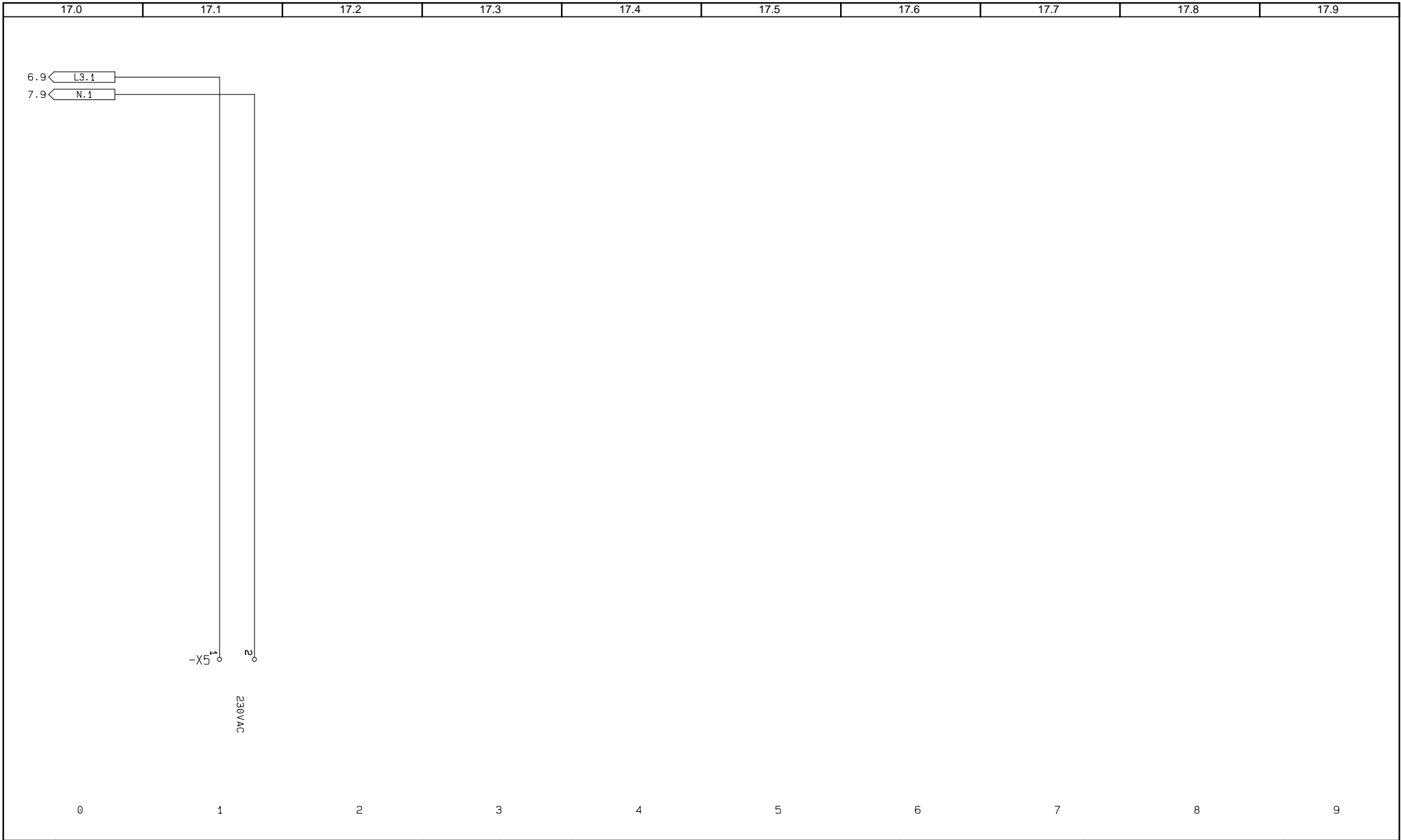
TERMINAL ROW X2 /
KLEMMENREIHE X2

PROJECT

FILENAME:17ELD2012 - 55210T03 -
DRAWING NO.
55210T03

0kw DE

PAGE:16



DRAW. NO.
53210103

THIS DRAWING MAY NOT BE COPIED OR DISCLOSED TO A THIRD PARTY WITHOUT OUR PERMISSION

EC POWER A/S
Samsøvej 25
DK - 8382 Hinnerup

Print date	08-05-2013
JHS	04-05-2013
OPR. KE/HRS	04.05.2013

XRGI CONTROL PANEL / STEUERSCHRANK

 TERMINAL ROW X5 /
 KLEMMENREIHE X5

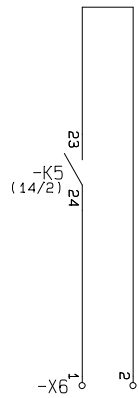
PROJECT

FILENAME:17ELD2012 - 55210T03 -
 DRAWING NO.
55210T03

0kw DE

 PAGE:17

18.0 18.1 18.2 18.3 18.4 18.5 18.6 18.7 18.8 18.9



0 1 2 3 4 5 6 7 8 9

DRAW. NO.
53210103

THIS DRAWING MAY NOT BE COPIED OR DISCLOSED TO A THIRD PARTY WITHOUT OUR PERMISSION

EC POWER A/S
Samsøvej 25
DK - 8382 Hinnerup

Print date	08-05-2013
JHS	04-05-2013
OPR. KE/HRS	04.05.2013

XRGI CONTROL PANEL / STEUERSCHRANK

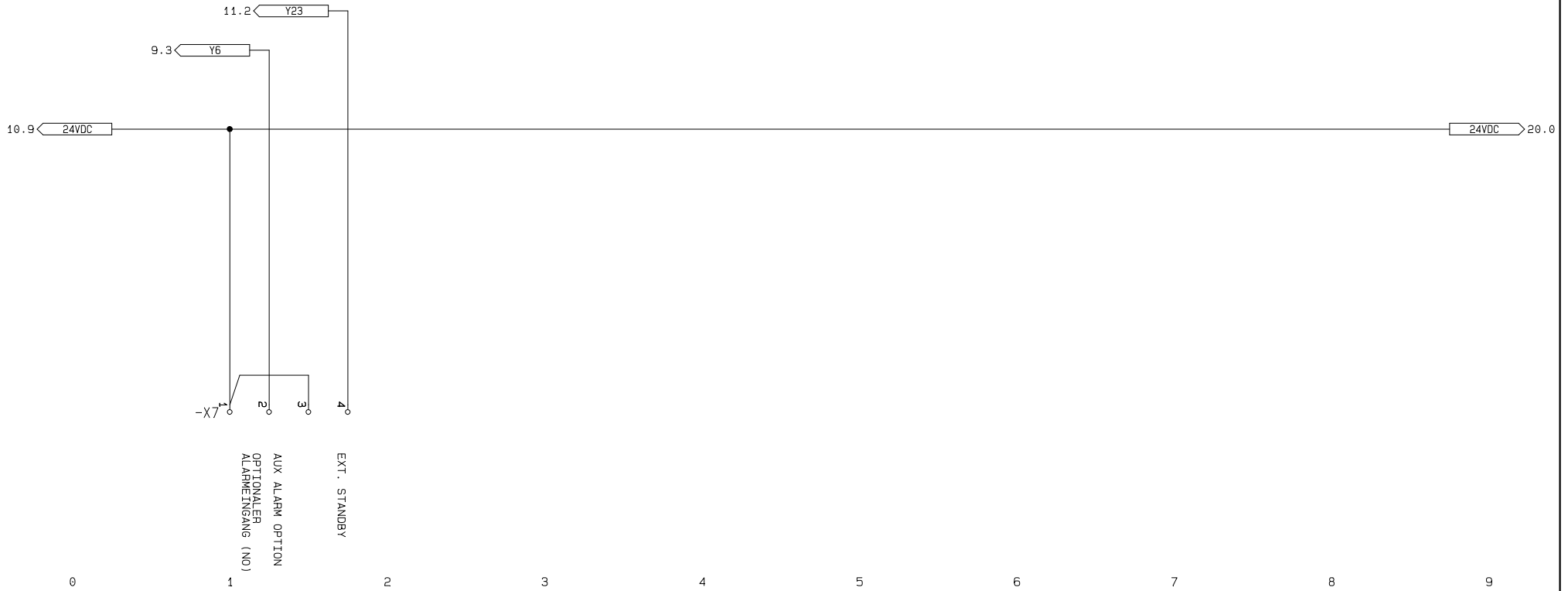
 TERMINAL ROW X6 /
 KLEMMENREIHE X6

PROJECT

FILENAME:17ELD2012 - 55210T03 -
 DRAWING NO.
55210T03

0kw DE
 PAGE:18

19.0 19.1 19.2 19.3 19.4 19.5 19.6 19.7 19.8 19.9



DRAW. NO.
53210103

THIS DRAWING MAY NOT BE COPIED OR DISCLOSED TO A THIRD PARTY WITHOUT OUR PERMISSION.

EC POWER A/S
Samsøvej 25
DK - 8382 Hinnerup

Print date	08-05-2013
JHS	04-05-2013
OPR. KE/HRS	04.05.2013

XRGI CONTROL PANEL / STEUERSCHRANK

**TERMINAL ROW X7 /
 KLEMMENREIHE X7**

PROJECT

FILENAME:17ELD2012 - 55210T03 - 0kw DE
 DRAWING NO.

55210T03

PAGE:19



DRAW. NO.
53210103

THIS DRAWING MAY NOT BE COPIED OR DISCLOSED TO A THIRD PARTY WITHOUT OUR PERMISSION.

EC POWER A/S
Samsøvej 25
DK - 8382 Hinnerup

Print date	08-05-2013
JHS	04-05-2013
OPR. KE/HRS	04.05.2013

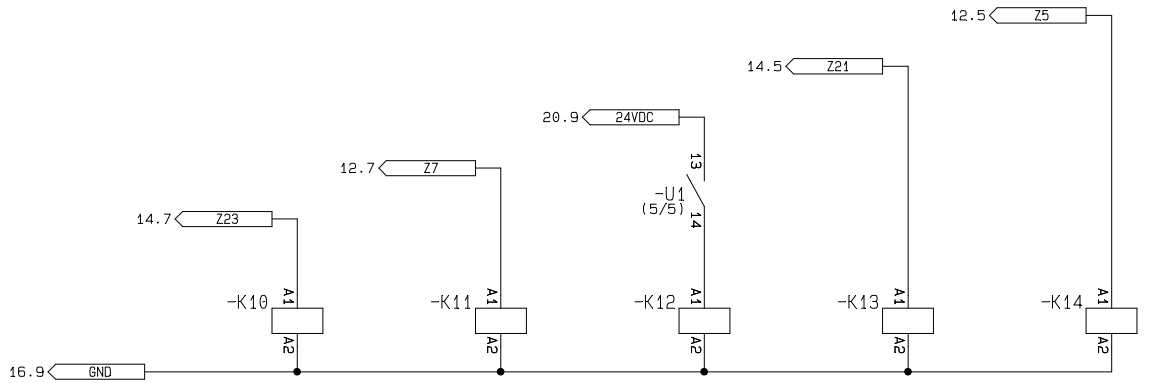
XRGI CONTROL PANEL / STEUERSCHRANK

 TERMINAL ROW X9 /
 KLEMMENREIHE X9

PROJECT

FILENAME:17ELD2012 - 55210T03 -
 DRAWING NO.
55210T03

0kw DE
 PAGE:20



ALARM
STÖRUNG



FULL STOP
VOLLSTOPP



RUNNING
BETRIEB



HEAT PUMP 1
WÄRMEPUMPE 1



HEAT PUMP 2
WÄRMEPUMPE 2



DRAW. NO.
53210T03

THIS DRAWING MAY NOT BE COPIED OR DISCLOSED TO A THIRD PARTY WITHOUT OUR PERMISSION.

EC POWER A/S
Samsøvej 25
DK - 8382 Hinnerup

Print date	08-05-2013
JHS	04-05-2013
OPR. KE/HRS	04.05.2013

XRGI CONTROL PANEL / STEUERSCHRANK
ALARM CONNECTIONS /
ALARM AUSGÄNGE

PROJECT

FILENAME:17ELD2012 - 55210T03 - 0kw DE
DRAWING NO.

55210T03

PAGE:21

COMPONENT LIST / STÜCKLISTE

TAG NR.	PCS. ANZAHL	PART NO. ART. NR.	COMPONENT KOMPONENT	MANUFACTURER HERSTELLER
-A1	0.12	01ELF9168	SZ PE RAIL 6MM VE=50S SZ EMV-ERD.SCHELLE 6MM VE=50S	RITTAL
-A1	4	01ELF9158	SK 8 SK 8	RITTAL
-A1	3	01ELF9164	TSTW DIN RAIL HOLDER TSTW DIN SKINNE HOLDER	WEIDMULLER
-A1	20	01ELF9167	GROUND PIECE FOR NSCH/ESCH	WEIDMULLER
-A1	6	01ELU1254	PLUG M20 GY	SCHLEMMER
-A1	2	01ELU1253	M40 D18-32 IP68 GY	SCHLEMMER
-A1	6	01ELU1251	NUT M20 GY	SCHLEMMER
-A1	1	01ELU1212	NUT M25 GY	SCHLEMMER
-A1	1	01ELU1226	NUT M32 GY	SCHLEMMER
-A1	2	01ELU1239	NUT M40 GY	SCHLEMMER
-A1	1	01ELU1247	MULTI INLET M25 4X6	SCHLEMMER
-A1	1	01ELU1252	MULTI INLET M32 4X10	SCHLEMMER
-A1	1	01ELU1255	M25 D11.5-18 GY	SCHLEMMER
-A1	1	01ELU1256	M32 D15-24.5 GY	SCHLEMMER

DRAWING NO. 55210T03	THIS DRAWING MAY NOT BE COPIED OR DISCLOSED TO A THIRD PARTY WITHOUT OUR PERMISSION		Print date	08-05-2013	XRG1 CONTROL PANEL / STEUERSCHRANK COMPONENTS LIST / STÜCKLISTE	PROJECT	FILENAME:17ELD2012 - 55210T03 -	0kw DE	
	EC POWER A/S Samsøvej 25 DK - 8382 Hinnerup						DRAWING NO.	55210T03	
			JHS	04-05-2013					
			OPR. KE/HRS	04.05.2013					
							PAGE:22		

COMPONENT LIST / STÜCKLISTE

TAG NR.	PCS. ANZAHL	PART NO. ART. NR.	COMPONENT KOMPONENT	MANUFACTURER HERSTELLER
-A1	1	01ELF9198	PANEL 400X600X210 PANEL 400X600X210	AE PARTNER
-A1	1	01ELF9165	EARTHING BRAID 16MM2, 150MM	TEKNOMEGA
-A1	1	01ELF9166	EARTHING BRAID 16MM2, 200MM	TEKNOMEGA
-D1	1	01ELF5008	MOTHERBOARD IN-/OUTPUT MOTHERBOARD IN-/OUTPUT	EC POWER
-D2	1	01ELF9124	DISPLAY CARD DISPLAYKARTE	EC POWER
-D2.1	1	01ELF9096	FOAM GASKET F. DISPLAY SCHAUM PACKUNG FÜR DISPLAY	EC POWER
-D2.1	1	01ELT9027	PSC GLASS 130X76X1,5 + FILTER	EC POWER
-D2.1	1	01ELT9038	KEYBOARD IQ10 KEYBOARD IQ10	EC POWER
-D2.2	1	01ELF9222	RIBBON CABLE 34P (F)/50MM/34P(F) FLACHBANDKABEL 34P (F)/50MM/34P(F)	EC POWER
-D2.F1	1	01SPA3448	FUSE 250mA 5X20 SICHERUNG 250mA 5X20	EC POWER
-D2.F2	1	01SPA3078	FUSE 2, 0A 5X20 SICHERUNG 2, 0A 5X20	EC POWER
-D2.F3	1	01SPA3078	FUSE 2, 0A 5X20 SICHERUNG 2, 0A 5X20	EC POWER
-D3.1	1	01ELF9036	ANTENNA ½ WAVE GSM DUALBAND/FME(F) ANTENNE ½ WELLE GSM DUALBAND/FME(F)	EC POWER
-F2	1	01ELF9201	RCCB 4P 40A 30MA	SCHNEIDER

DRAWING NO. 55210T03	THIS DRAWING MAY NOT BE COPIED OR DISCLOSED TO A THIRD PARTY WITHOUT OUR PERMISSION		Print date	08-05-2013	XRGi CONTROL PANEL / STEUERSCHRANK COMPONENTS LIST / STÜCKLISTE	PROJECT	FILENAME:17ELD2012 - 55210T03 -	0kw DE
	EC POWER A/S Samsøvej 25 DK - 8382 Hinnerup						DRAWING NO.	
			JHS	05-05-2013			55210T03	
			OPR. KE/HS	04.05.2013				PAGE:23

COMPONENT LIST / STÜCKLISTE

TAG NR.	PCS. ANZAHL	PART NO. ART. NR.	COMPONENT KOMPONENT	MANUFACTURER HERSTELLER
-F4	1	01ELF9140	C60N 4P 6A 6KA	SCHNEIDER
-F5	1	01ELF9203	AUTOMATICFUSE 1A 1P+N COMPACT	SCHNEIDER
-G1	1	01ELF9151	METAL CASE FOR PSU - EC POWER	AE PARTNER
-G1	1	01ELF9191	POWER SUPPLY 230VAC/ 24VDC STROMVERSORGUNG 230VAC/ 24VDC	EC POWER
-K1	1	01ELF9139	LOSS OF MAINS PROTECTION RELAY - THREE PHASE 4-WIRE SYSTEM LOSS OF MAINS PROTECTION RELAY - THREE PHASE 4-WIRE SYSTEM	CARLO GAVAZZI
-K5	1	01ELF9006	CONTACTOR 23A 24VDC CONTACTOR 23A 24VDC	ALLEN-BRADLEY
-K5	1	01ELF9107	AUX.BLOCK SIDE MOUNTED 2 NO HILFSCHALTERBLOCK SEITLICH 2 NO	ALLEN-BRADLEY
-K7	1	01ELF9153	PLC-INTERFACE RELAY PLC-INTERFACE RELAY	PHOENIX CONTACT
-K10	1	01ELF9153	PLC-INTERFACE RELAY PLC-INTERFACE RELAY	PHOENIX CONTACT
-K11	1	01ELF9153	PLC-INTERFACE RELAY PLC-INTERFACE RELAY	PHOENIX CONTACT
-K12	1	01ELF9153	PLC-INTERFACE RELAY PLC-INTERFACE RELAY	PHOENIX CONTACT
-K13	1	01ELF9153	PLC-INTERFACE RELAY PLC-INTERFACE RELAY	PHOENIX CONTACT
-K14	1	01ELF9153	PLC-INTERFACE RELAY PLC-INTERFACE RELAY	PHOENIX CONTACT
-M5	2	01ELF9210	92X92 FINGER GUARD	SUNON

DRAWING NO. 55210T03	THIS DRAWING MAY NOT BE COPIED OR DISCLOSED TO A THIRD PARTY WITHOUT OUR PERMISSION			Print date	08-05-2013	XRG1 CONTROL PANEL / STEUERSCHRANK	PROJECT	FILENAME:17ELD2012 - 55210T03 -	0kw DE
	EC POWER A/S Samsøvej 25 DK - 8382 Hinnerup							DRAWING NO.	
			JHS	07-05-2013	55210T03				
			OPR. KE/HRS	04.05.2013				PAGE:24	

COMPONENT LIST / STÜCKLISTE

TAG NR.	PCS. ANZAHL	PART NO. ART. NR.	COMPONENT KOMPONENT	MANUFACTURER HERSTELLER
-M5	1	01ELF9211	FAN AC 92x92x25MM 230VAC	SUNON
-P1	1	01ELF9126	3 PHASE ENERGY ANALYZER 3 PHASIG ZÄHLER	CARLO GAVAZZI
-Q1	1	01ELF9130	HANDLE RED-YELLOW ON-OFF IP65 DREHGRIF F ROT-GELB ON-OFF IP65	ABB
-Q1	1	01ELF9199	MAIN SWITCH DISCONNECTOR 40A 4P HAUPTSCHALTER VORSATZ SCHWARZ 40A 4P	ABB
-U1	1	01ELF9200	SMC-3 150-C25NBR 25A 200-480V SMC-3 150-C25NBR 25A 200-480V	ALLEN BRADLEY
-W1	1	01ELF9132	BUSBAR 4P MAX 100A 3XMCCB BUSBAR 4P MAX 100A 3XMCCB	SCHNEIDER
-X0	2	01ELF9183	END CLAMP, WIDTH 9,5MM END CLAMP, WIDTH 9,5MM	PHOENIX CONTACT
-X0	6	01ELF9212	TERMINAL 1,5MM ² -25MM ² TERMINAL 1,5MM ² -25MM ²	PHOENIX CONTACT
-X0	1	01ELF9213	TERMINAL 1,5MM ² -25MM ² BU	PHOENIX CONTACT
-X0	1	01ELF9186	END COVER 2,2MM END COVER 2,2MM	PHOENIX CONTACT
-X2	1	01ELF9183	END CLAMP, WIDTH 9,5MM END CLAMP, WIDTH 9,5MM	PHOENIX CONTACT
-X2	6	01ELF9185	TERMINAL 2,5MM ² TERMINAL 2,5MM ²	PHOENIX CONTACT
-X2	1	01ELF9186	END COVER 2,2MM END COVER 2,2MM	PHOENIX CONTACT
-X5	1	01ELF9183	END CLAMP, WIDTH 9,5MM END CLAMP, WIDTH 9,5MM	PHOENIX CONTACT

DRAWING NO. 55210T03	THIS DRAWING MAY NOT BE COPIED OR DISCLOSED TO A THIRD PARTY WITHOUT OUR PERMISSION		Print date	08-05-2013	XRG CONTROL PANEL / STEUERSCHRANK	PROJECT	FILENAME:17ELD2012 - 55210T03 -	0kw DE	
	EC POWER A/S Samsøvej 25 DK - 8382 Hinnerup						COMPONENTS LIST / STÜCKLISTE	DRAWING NO.	
			JHS	04-05-2013			55210T03		
			OPR. KE/HRS	04.05.2013				PAGE:25	

COMPONENT LIST / STÜCKLISTE

TAG NR.	PCS. ANZAHL	PART NO. ART. NR.	COMPONENT KOMPONENT	MANUFACTURER HERSTELLER
-X5	2	01ELF9185	TERMINAL 2, 5MM² TERMINAL 2, 5MM²	PHOENIX CONTACT
-X5	1	01ELF9186	END COVER 2, 2MM END COVER 2, 2MM	PHOENIX CONTACT
-X6	1	01ELF9183	END CLAMP, WIDTH 9, 5MM END CLAMP, WIDTH 9, 5MM	PHOENIX CONTACT
-X6	2	01ELF9185	TERMINAL 2, 5MM² TERMINAL 2, 5MM²	PHOENIX CONTACT
-X6	1	01ELF9186	END COVER 2, 2MM END COVER 2, 2MM	PHOENIX CONTACT
-X7	1	01ELF9183	END CLAMP, WIDTH 9, 5MM END CLAMP, WIDTH 9, 5MM	PHOENIX CONTACT
-X7	4	01ELF9185	TERMINAL 2, 5MM² TERMINAL 2, 5MM²	PHOENIX CONTACT
-X7	1	01ELF9186	END COVER 2, 2MM END COVER 2, 2MM	PHOENIX CONTACT
-X9	1	01ELF9183	END CLAMP, WIDTH 9, 5MM END CLAMP, WIDTH 9, 5MM	PHOENIX CONTACT
-X9	2	01ELF9185	TERMINAL 2, 5MM² TERMINAL 2, 5MM²	PHOENIX CONTACT
-X9	1	01ELF9186	END COVER 2, 2MM END COVER 2, 2MM	PHOENIX CONTACT
-X100	2	01ELF9134	RJ45 PATCH CABEL S/FTP 1MTR. RJ45 PATCH CABEL S/FTP 1MTR.	EC POWER
-X100	1	01ELF9125	RJ45 CONNECTOR SHIELDED RJ45 CONNECTOR SHIELDED	EC POWER

DRAWING NO. 55210T03	THIS DRAWING MAY NOT BE COPIED OR DISCLOSED TO A THIRD PARTY WITHOUT OUR PERMISSION			Print date	08-05-2013	XRGI CONTROL PANEL / STEUERSCHRANK	PROJECT	FILENAME:17ELD2012 - 55210T03 -	0kw DE
	EC POWER A/S Samsøvej 25 DK - 8382 Hinnerup							DRAWING NO.	
			JHS	04-05-2013	55210T03				
			OPR. KE/HRS	04.05.2013				PAGE:26	